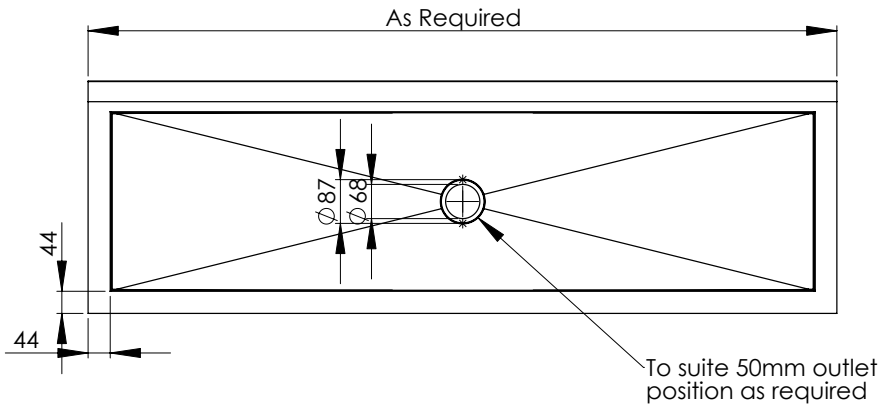
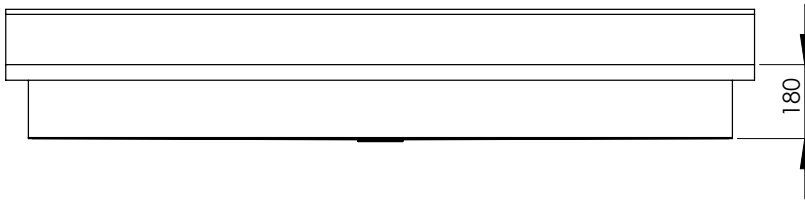


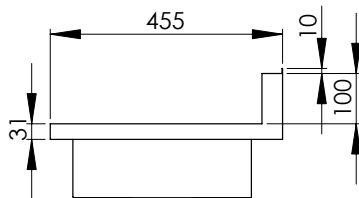
Top



Front



Side



Product Code:

M-PT-6

This extra wide trough has been specifically designed for use in art and craft facilities. It is available in a range of lengths and the outlet position is set as required.

Features and Benefits:

- Constructed from 304 grade 1.2mm stainless steel
- Outlet as required
- Length as required
- Splashback height can be modified on request
- Complete with wall brackets manufactured from 32mm 1.2mm square tube with pre-drilled fixing holes

Unit 6, 24 Wellington Street, Riverstone NSW 2765

Tel: 02 9627 6111 Fax: 02 9627 3111

sales@3monkeez.com.au

www.3monkeez.com.au

Details accurate at time of print. It is possible that some details may change without notice. Whilst all care has been taken in compiling this information, designs & dimensions shown are indicative only and should not be relied upon without prior approval.



another great idea.