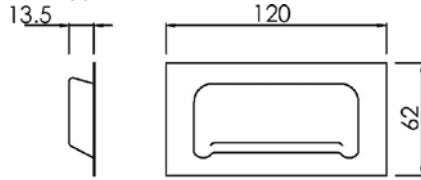




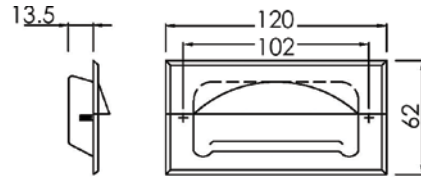
PRODUCT CODE:  
**FH-41**

**Flush Mount Type (Weld In)**



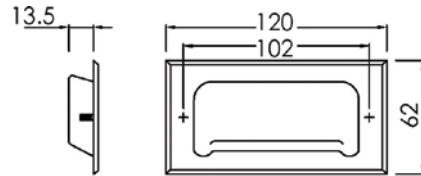
PRODUCT CODE:  
**FH-42**

**Beveled Edge With Grip and Fixing Studs**



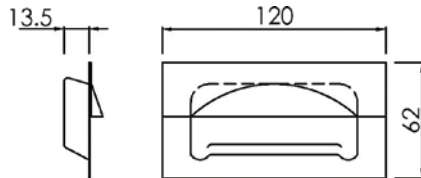
PRODUCT CODE:  
**FH-43**

**Beveled Edge With Fixing Studs**



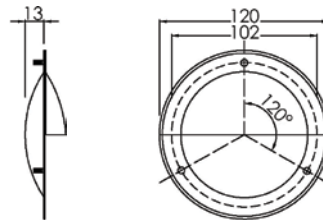
PRODUCT CODE:  
**FH-44**

**With Grip Flush Mount Type (Weld In)**



PRODUCT CODE:  
**FH-45**

**120mm Diameter With Grip and Fixing Studs**



All products are made from 0.6mm  
Stainless Steel. No. 4 Brush Finish.



*Details accurate at time of print. Whilst all care has been taken in compiling this information, designs & dimensions shown are indicative only and should not be relied upon without prior approval.*